

TOSHIBA

Air Conditioning for Light Commercial



 **Better Air Solutions**





Committed to People Committed to the Future

TOSHIBA AIR CONDITIONING SINGAPORE

Founded in 1999, Toshiba Carrier Corporation (TCC) is a global joint venture between two established and innovative companies whose legacy of pioneering technologies serves as the foundation for business today. Hisashige Tanaka and Ichisuke Fujioka are Toshiba's founders and renowned inventors in Japanese history while Willis Carrier, the founder of Carrier, invented modern air conditioning in 1902. Through this alliance, TCC is able to leverage on Toshiba's technological and manufacturing expertise of inverter-based products, while Carrier leverages its global reach to distribute these products outside of Japan.

Toshiba Carrier has been a dominant player in Japan's technological innovations, and continues to invent and introduce groundbreaking products and services into the global market. Toshiba was the first company to incorporate inverter technology into commercial and residential air conditioning systems in 1981, and continues to have major influences as the world's leading manufacturer and marketer of air-conditioning equipment and services today. Toshiba delivers innovative solutions that contribute towards a sustainable future for generations to come.

Committed to people, committed to the future; we make and do things that lead to a better world. A planet that is safer and cleaner. A society that is both sustainable and dynamic. A life that is comfortable as it is exciting. That is the future we believe in. We see its possibilities, and work every day to deliver answers that will bring on a brilliant new day. By combining the power of invention with our expertise and desire for a better world, we imagine things that have never been – and make them a reality.

Toshiba delivers technology and products remarkable for their innovation and artistry – contributing to a safer, more comfortable, more productive life. We bring together the spirit of innovation with our passion and conviction to shape the future and help protect the global environment – our shared heritage. We foster close relationships, rooted in trust and respect, with our customers, business partners and communities around the world.

Toshiba Air Conditioning milestone:

- 1961 World's First Split Type Air Conditioning.
- 1968 Japan's First Rotary Compressor.
- 1978 World's First Microprocessor Controlled Air Conditioners.
- 1980 World's First Inverter Custom Air Conditioning.
- 1981 World's First Residential Inverter Room Air Conditioning.
- 1988 World's First Twin Rotary Compressor.
- 1993 World's First Digital Twin Rotary Air Conditioning and Compressor.
- 1998 Japan's First R410A (eco-friendly) non-ozone depleting refrigerant based residential air conditioners.
- 1999 Launch of Split-system Units with environmentally friendly non-ozone depleting refrigerants.
- 2000 First air conditioning control system with Internet access.
- 2001 World's first R410a (eco-friendly) non-ozone depleting refrigerant based Light Commercial air conditioners.
- 2003 Launch of high-efficiency split with indoor air purification system into the European market.
- 2011 World's first voice controlled air conditioner in Japanese market.
- 2018 Launched Super Modular Multi System-7 in Southeast Asian market.
- 2019 Singapore's First 5-tick R32 low global warming potential Inverter Multi-Split Air Conditioner.



Better Air Solutions

TOSHIBA
R32
REFRIGERANT



4-Way cassette type Ceiling type Standard duct type High-wall type



	RAV-GE1801AP-SG	RAV-GE1801UP			
	RAV-GE1801AP-SG1	RAV-GE1801CP	RAV-GE1801BP	RAV-GE1801KRP	



	RAV-GE2501AP-SG	RAV-GE2501UP	RAV-GE2501CP	RAV-GE2501BP	RAV-GE2501KRP
	RAV-GE3601AP-SG	RAV-GE3601UP			
	RAV-GE3601AP-SG1	RAV-GE3601CP	RAV-GE3601BP	RAV-GE3601KRP	
	RAV-GE4201AP-SG	RAV-GE4201UP	RAV-GE4201CP	RAV-GE4201BP	

4-WAY CASSETTE



CEILING

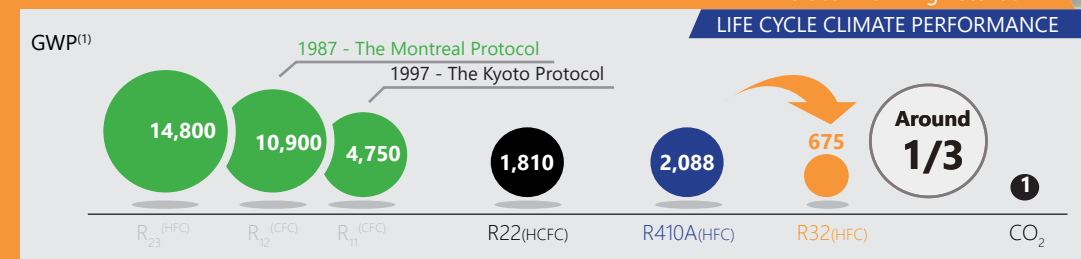


HIGH-WALL



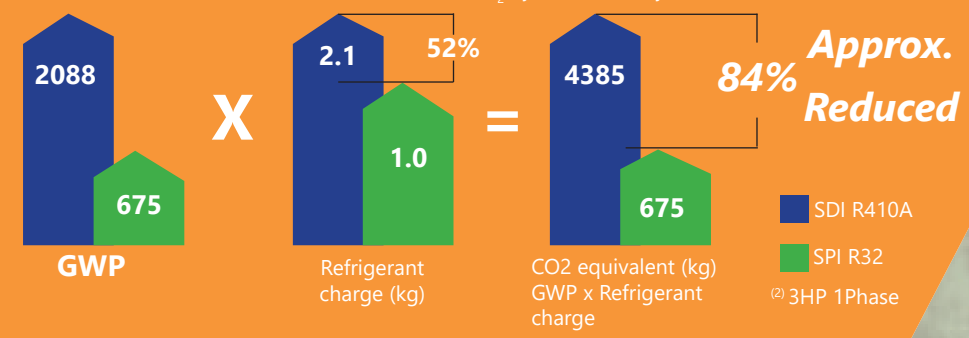
STANDARD DUCT

GWP BETWEEN R410A & R32

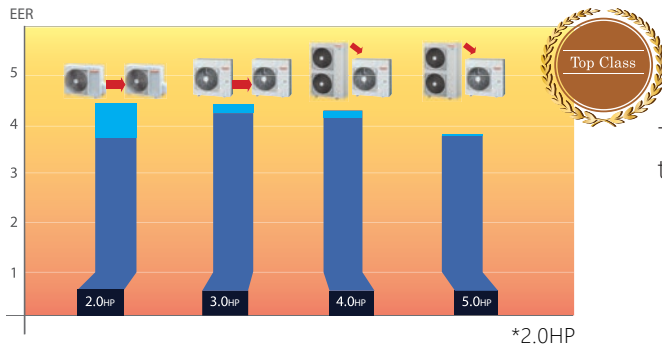


SPI R32 reduced refrigerant and GWP

R32 low GWP, combined with SPI 52% reduction of refrigerant charge, allows to reduce the total equivalent CO₂ by 84% of the system.⁽²⁾



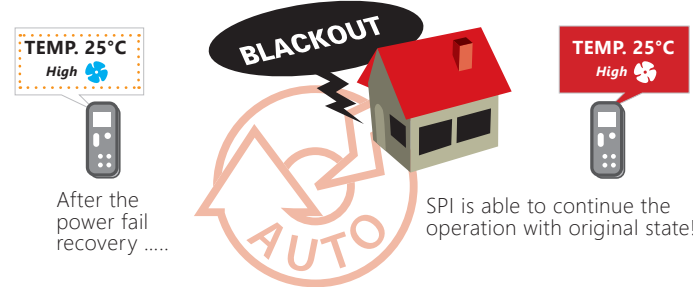
Energy saving



Top class EER 4.46*

Thanks to Toshiba's unique energy saving technologies, the new SPI model can achieve 18% improved.

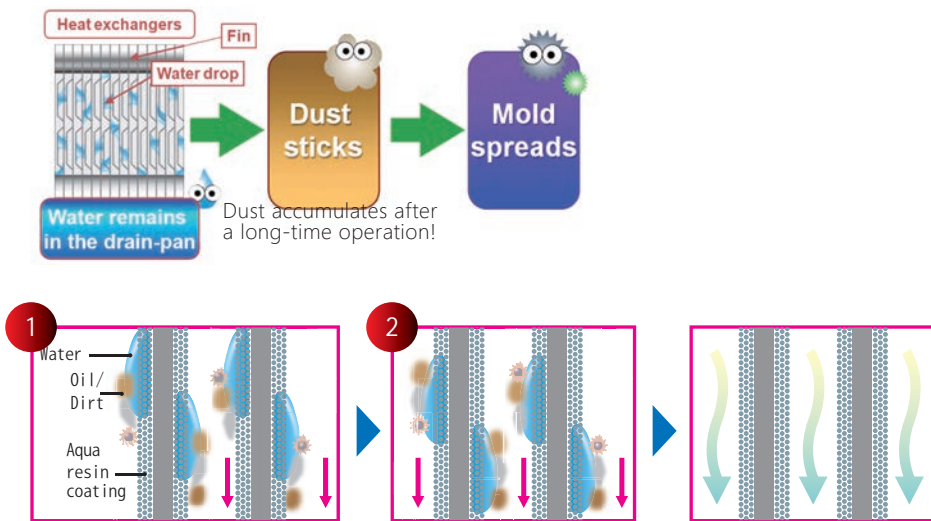
Auto restart function



For stable operation in area with unstable electricity, SPI has AUTO restart function as standard for blackout.

Self-clean operation with Aqua-resin coated coil

The mechanism of the wash-off by aqua-resin coated indoor unit's fins.




- The "Aqua-resin" prevents dirt and oil from sticking on the fins.
- The dew condensation water flush out dirt and oil.
- A drying operation inhibits the propagation of mold after washing.

Outside temperature

SPI has wide operation range which satisfy user needs.



Compact & Light-weight

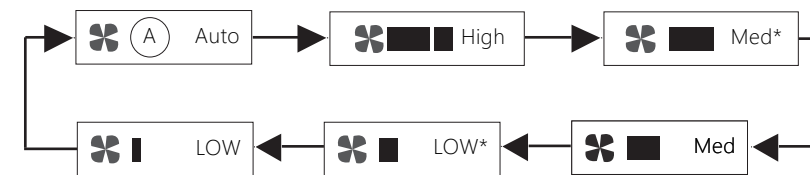


- Easy to install outdoor unit on the wall by rack or an angle.
- Easy to carry and transportation.
- Easy installation and not different from current SPI (R410A)
 - >>> Working pressure for R410A and R32 are similar
 - >>> R32 can be easily charged in both liquid and gas state
 - >>> Safety commissioning instructions are similar to R410A



Air-flow control

Indoor units can provide 5-step fine control of air volume, the wind strength can be controlled with higher accuracy.




*The function is available with wireless remote controller and wired remote controller model RBC-AMS55E-ES/EN only.



Durability

Aluminum alloy

In general, the density of aluminum is one-third lighter of copper!




Specialized aluminum alloy adapted heat exchanger to prevent corrosion!

Anti-Corrosion

With a new resistance corrosion aluminium alloy, the heat exchanger becomes highly durable. A salt spray test has been conducted to demonstrate the corrosion-resistant capability of our products in corrosive environments for a certain period of time.

Testing standard: JIS Z2371



No evidence of corrosion was observed

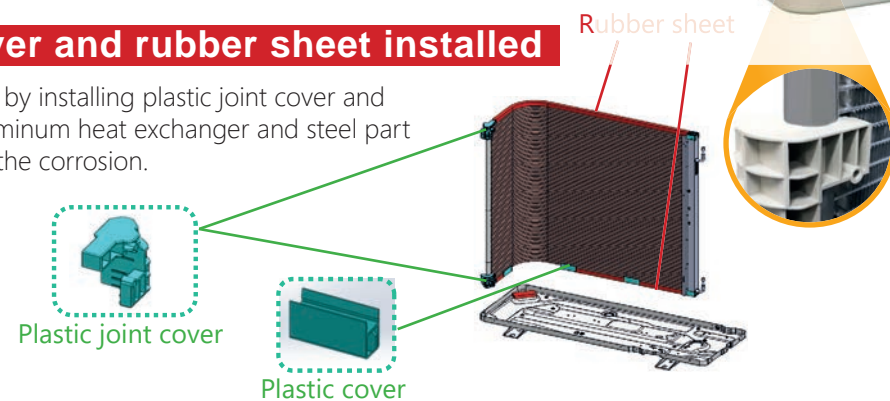
After undergoing an intensive test, the heat exchanger is able to maintain its shape without corrosion, which strongly confirms its durability in a highly corrosive environment.

Fin guard installed

Strengthen safety by installing fin guard for additional protection heat exchanger fin directly contact to installer or user.

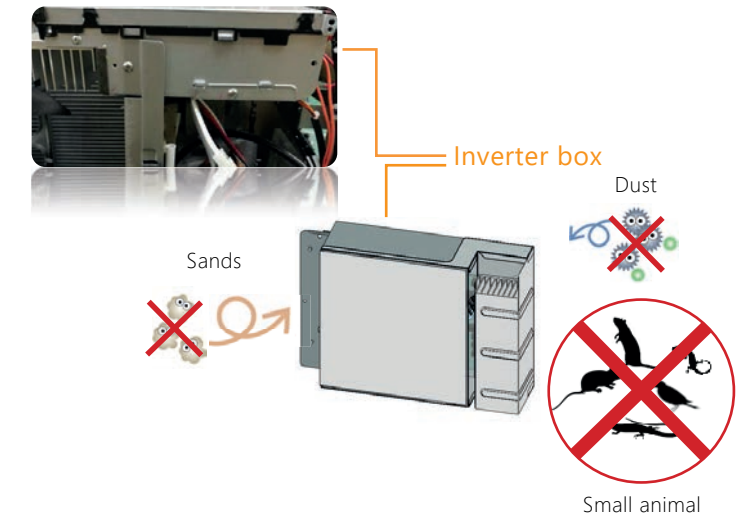
Plastic joint cover and rubber sheet installed

Longer life time operation by installing plastic joint cover and rubber sheet between aluminum heat exchanger and steel part in outdoor unit to reduce the corrosion.



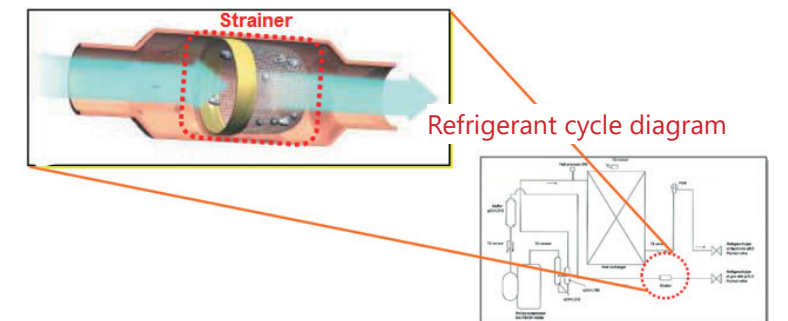
Sealed up inverter box

Inverter box of SPI is fully sealed up in order to avoid malfunction due to sands, dust and small animal.




Strainer in gas pipe

SPI has the strainer in the gas pipe to remove the dust and metal-abrasion powder.



Twin rotary compressor

Toshiba's unique combination of twin rotary compressor and all inverter driven control remain unchanged with new R32 refrigerant, contribute to guaranteed accuracy and expertise of flawless Japanese quality.





**4-way cassette type
RAV-GE***1UP**

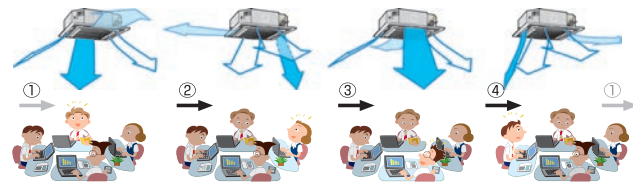
Comfort

- Two louver shape option: straight flow louver and wide flow louver; optimum air distribution.
- Individual setting of louver position: 3 different swing mode: Standard, Diagonally opposite and Turn-around.

(1) Standard (2) Diagonally opposite



(3) Turn-around



- Wide air flow in all direction.

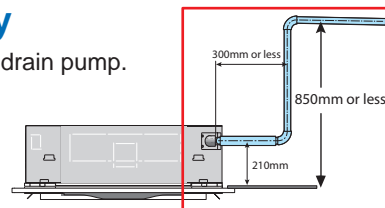
Easy installation

- Compact chassis with only 256mm. height*
- Light-weight unit, for easy and quick installation. Easy panel installation, The panel is attached using the bolt that is already installed on the indoor unit.

*2.0HP

Reliability

Built-in high-lift drain pump.



Wide flow louver panels

It is easy to maintain a neat appearance when multiple units are installed.



RBC-U31PGXP(W)-SG1

Technical specification

Equivalent		HP	2.0	3.0	4.0	5.0
Model Name	Indoor unit		RAV-GE1801UP	RAV-GE2501UP	RAV-GE3601UP	RAV-GE4201UP
	Outdoor unit		RAV-GE1801AP-SG	RAV-GE2501AP-SG	RAV-GE3601AP-SG	RAV-GE4201AP-SG
Power supply (Outdoor unit)			1-phase 50Hz 220-240V			
Cooling capacity (Min-Rate-Max)		kW	1.2-5.0-5.6	2.0-6.3-8.5	4.0-9.0-11.2	4.0-11.0-13.2
Power consumption (Rate)		kW	1.12	1.45	2.10	2.88
EER			4.48	4.34	4.29	3.82
Running Current		A	4.95 - 5.32	6.40 - 7.00	9.20 - 10.05	12.65 - 13.80
Recommended Isolator		A	20	20	32	32
Indoor unit	Airflow (H/M+/M/L+/L)	m³/h	1050/950/870/810/780	1230/1050/960/840/810	2010/1750/1440/1230/1170	2130/1800/1440/1250/1230
	Sound pressure level (H/M+/M/L+/L)	dB(A)	35/33/31/29/27	35/33/31/29/28	46/44/42/39/37	47/45/43/40/38
	Panel model		RBC-U31PGXP(W)-SG1			
Indoor unit	Dimensions (HxWxD)	Main unit	mm	256x840x840	319x840x840	319x840x840
		Panel	mm	30x950x950	30x950x950	30x950x950
Indoor unit	Weight	Main unit	kg	20	24	24
		Panel	kg	4	4	4
Outdoor unit	Compressor	Type		Twin Rotary	Twin Rotary	Twin Rotary
		Motor output	W	750	750	3000
	Refrigerant charge (R32)	kg	0.9	1.0	1.2	
	Sound pressure level	dB(A)	52	57	59	
	Dimensions (HxWxD)	mm	630x800x300	890x900x320	890x900x320	
Piping connections	Liquid side	mm	6.4	9.5	9.5	
	Gas side	mm	12.7	15.9	15.9	
Max. pipe total length		m	50	50	50	
Max. height difference		m	30	30	30	
Operation range		°C	15 - 46	15 - 46	15 - 46	

Note: The cooling capacities are measured under the conditions specified by JIS B 8615 based on the reference piping. Indoor air temperature 27.0°C DB / 19.0°C WB, outdoor air temperature 35.0°C DB. The sound level are measured in an anechoic chamber in accordance with JIS B 8616

Wireless & Wired controller

Standard supply*



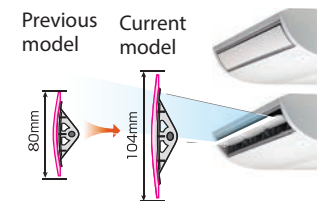
*Included with indoor unit.
**Available as an option.



**Ceiling type
RAV-GE***1CP**

Comfort

Automatic louver control for all year round comfort and efficiency. Low noise levels, thanks to high diameter fan and large air volume.



Reliability

Self-cleaning function, enables the air flow to remain constant and fresh and reduces the frequency of service visits.

Adaptability



Easy installation and to maintain

The design, represents the best possible solution, where there is a lack of space or absence of a ceiling void.

Technical specification


Equivalent		HP	2.0	3.0	4.0	5.0
Model Name	Indoor unit		RAV-GE1801CP	RAV-GE2501CP	RAV-GE3601CP	RAV-GE4201CP
	Outdoor unit		RAV-GE1801AP-SG1	RAV-GE2501AP-SG	RAV-GE3601AP-SG1	RAV-GE4201AP-SG
Power supply (Outdoor unit)			1-phase 50Hz 220-240V			
Cooling capacity (Min-Rate-Max)		kW	1.2-5.0-5.6	2.0-7.4-8.5	4.0-9.5-11.2	4.0-11.0-13.2
Power consumption (Rate)		kW	1.30	1.67	2.51	2.91
EER			3.85	4.43	3.78	3.78
Running Current		A	5.75 - 6.30	7.40 - 8.10	11.00 - 12.00	12.75 - 13.90
Recommended Isolator		A	20	20	32	32
Indoor unit	Airflow (H/M+/M/L+/L)	m³/h	900/840/720/620/540	1750/1620/1520/1290/1180	1860/1670/1530/1310/1200	2040/1600/1560/1260/1220
	Sound pressure level (H/M+/M/L+/L)	dB(A)	37/36/35/32/32	42/39/35/33/31	44/41/38/36/33	46/44/41/37/35
	Dimensions (HxWxD)	mm	235x952x690	235x1269x690	235x1586x690	235x1586x690
	Weight	kg	23	29	37	37
Outdoor unit	Compressor	Type	Twin Rotary	Twin Rotary	Twin Rotary	Twin Rotary
		Motor output	W	750	750	3000
	Refrigerant charge (R32)	kg	0.9	1.0	1.2	
	Sound pressure level	dB(A)	52	57	59	
	Dimensions (HxWxD)	mm	630x800x300	890x900x320	890x900x320	
Piping connections	Liquid side	mm	6.4	9.5	9.5	
	Gas side	mm	12.7	15.9	15.9	
Max. pipe total length		m	50	50	50	
Max. height difference		m	30	30	30	
Operation range		°C	15 - 46	15 - 46	15 - 46	

Note: The cooling capacities are measured under the conditions specified by JIS B 8615 based on the reference piping. Indoor air temperature 27.0°C DB / 19.0°C WB, outdoor air temperature 35.0°C DB. The sound level are measured in an anechoic chamber in accordance with JIS B 8616

Wireless & Wired controller

Wireless remote controller kit

**Available as an option.



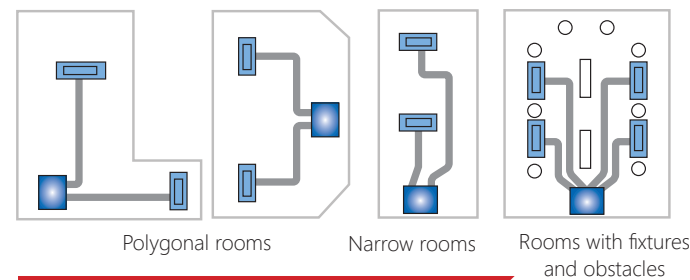


**Standard Duct type
RAV-GE***1BP**

Adaptability

Flexible design, allows the inlet air configuration to be configured between the standard rear inlet design or as an alternative, from the underside of the unit. There is also a provision for a fresh air intake supply via a pre-punched knockout hole. Compact and thin chassis with measuring just 275mm. in height.

Flexible duct is accessible, Allows complete design flexibility



Easy to install

- Built-in high-lift drain pump.
- PC board panel easily accessible from the side of the unit.
- Optional air discharge spigot.




Technical specification

Equivalent	HP	2.0	3.0	4.0	5.0	
Model Name	Indoor unit	RAV-GE1801BP	RAV-GE2501BP	RAV-GE3601BP	RAV-GE4201BP	
	Outdoor unit	RAV-GE1801AP-SG1	RAV-GE2501AP-SG	RAV-GE3601AP-SG1	RAV-GE4201AP-SG	
Power supply (Outdoor unit)		1-phase 50Hz 220-240V				
Cooling capacity (Min-Rate-Max)	kW	1.2-5.0-5.6	2.0-7.4-8.5	4.0-10.6-11.2	4.0-12.5-13.2	
Power consumption (Rate)	kW	1.48	1.965	3.40	3.62	
EER		3.38	3.77	3.12	3.45	
Running Current	A	6.55 - 7.15	8.70 - 9.60	14.90 - 16.30	15.90 - 17.30	
Recommended Isolator	A	20	20	32	32	
Indoor unit	Airflow (H/M+/M/L+/L)	m³/h	900/840/710/620/540	1440/1260/1180/1000/960	1440/1260/1180/1060/960	2100/1900/1650/1470/1260
	External static pressure	Factory setting	Pa	30	30	50
		Upper-Lower	Pa	120-30	120-30	120-30
	Sound pressure level (H/M+/M/L+/L)	dB(A)	35/34/33/30/28	41/40/38/35/34	43/42/41/40/38	44/43/42/41/39
	Dimensions (HxWxD)	mm	275x700x750	275x1000x750	275x1000x750	275x1400x750
Weight	kg	23	30	30	40	
Outdoor unit	Compressor	Type	Twin Rotary	Twin Rotary	Twin Rotary	Twin Rotary
		Motor output	W	750	750	3000
	Refrigerant charge (R32)	kg	1.0	1.0	1.2	1.4
	Sound pressure level	dB(A)	52	57	59	60
	Dimensions (HxWxD)	mm	630x800x300	890x900x320	890x900x320	890x900x320
Weight	kg	37	51	59	61	
Piping connections	Liquid side	mm	9.5	9.5	9.5	9.5
	Gas side	mm	15.9	15.9	15.9	15.9
Max. pipe total length	m	50	50	50	50	
Max. height difference	m	30	30	30	30	
Operation range	°C	15 - 46	15 - 46	15 - 46	15 - 46	

Note: The cooling capacities are measured under the conditions specified by JIS B 8615 based on the reference piping. Indoor air temperature 27.0°C DB / 19.0°C WB, outdoor air temperature 35.0°C DB. The sound level are measured in an anechoic chamber in accordance with JIS B 8616

Wireless & Wired controller

Wireless remote controller kit



**Available as an option.



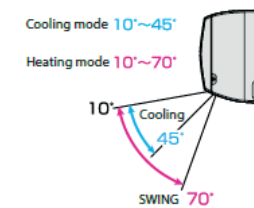
**High-wall type
RAV-GE***1KRP**

Slim-line design

With its attractive, slim-line design, the unit can easily blend in with any room interior. The filtration system further the indoor air quality benefits of this high wall unit.

Optimum air distribution

70° directional Auto-swing louvre mode allows optimum air distribution throughout the room. Total comfort is granted, thanks also to Automatic air volume control and Automatic cooling/heating.



Technical specification

Equivalent	HP	2.0	3.0	4.0	
Model Name	Indoor unit	RAV-GE1801KRP	RAV-GE2501KRP	RAV-GE3601KRP	
	Outdoor unit	RAV-GE1801AP-SG1	RAV-GE2501AP-SG	RAV-GE3601AP-SG1	
Power supply (Outdoor unit)		1-phase 50Hz 220-240V			
Cooling capacity (Min-Rate-Max)	kW	1.2-5.0-5.6	2.0-6.1-8.5	4.0-8.3-11.2	
Power consumption (Rate)	kW	1.32	1.42	2.19	
EER		3.79	4.29	3.78	
Running Current	A	5.85 - 6.40	6.30 - 6.85	9.65 - 10.50	
Recommended Isolator	A	20	20	32	
Indoor unit	Airflow (H/M+/M/L+/L)	m³/h	960/880/830/720/680	1040/970/910/796/680	1610/1510/1350/1270/1180
	Sound pressure level (H/M+/M/L+/L)	dB(A)	42/41/39/36/35	45/43/41/36/35	49/48/45/43/41
	Dimensions (HxWxD)	mm	320x1050x250	320x1050x250	348x1200x280
	Weight	kg	14	14	19
	Compressor	Type	Twin Rotary	Twin Rotary	Twin Rotary
Outdoor unit	Motor output	W	750	750	3000
	Refrigerant charge (R32)	kg	0.9	1.0	1.2
	Sound pressure level	dB(A)	52	57	59
	Dimensions (HxWxD)	mm	630x800x300	890x900x320	890x900x320
	Weight	kg	37	51	59
Piping connections	Liquid side	mm	6.4	9.5	9.5
	Gas side	mm	12.7	15.9	15.9
Max. pipe total length	m	50	50	50	
Max. height difference	m	30	30	30	
Operation range	°C	15 - 46	15 - 46	15 - 46	

Note: The cooling capacities are measured under the conditions specified by JIS B 8615 based on the reference piping. Indoor air temperature 27.0°C DB / 19.0°C WB, outdoor air temperature 35.0°C DB. The sound level are measured in an anechoic chamber in accordance with JIS B 8616

Wireless & Wired controller

Standard supply*



*Included with indoor unit. **Available as an option.

Wired remote controller



RBC-AMS55E-EN
RBC-AMS55E-ES

- 7-day time function.
- Multi-language available.
- Possibility to set and display the room name to easily set-up and monitor the working parameter.
- New modern and desirable controller design with menu driven display.
- Save mode by schedule timer to optimise energy consumption.
- Room temperature display always available.
- Two "Hot Keys" (F1, F2) for easy operation of air conditioner functions.
- Easy to read layout including display of indoor unit model name and serial number.
- Built-in backup power. Settings are kept in memory up to 72 hours in case of power failure.
- Remote TA sensor available in controller.
- Can be connected to a single indoor unit or a group of up to 8 indoor units.

Remote controller with weekly timer



RBC-AMS41E

- Clock display.
- Schedule timer: Possible to program schedule timer (7-day timer) function. Possible to program 8 functions for each day of the week.
- *The following items can be set in program: Operation time, Operation start/stop, Operation mode, Temperature setting, restriction on button operation.

Schedule timer



TCB-EXS21TLE

- Schedule timer mode:
 - 6 programmings per day.
 - Enabling 8 groups to be programmed.
 - A maximum of 64 indoor units can be controlled.
 - A maximum of 100 hours back-up power supply.
- Weekly timer mode:
 - 7 types of weekly schedule and 3 programmings per day.

Standard remote controller



RBC-AMT32E

Standard wired remote controller can be connected a single indoor unit or a group of up to 8 indoor units. Power save operation limits the greatest current value. The remote controller allows error to be displayed while the protective device works or a error occurs.

Simple wired remote controller



RBC-AS41E


- Can be connected to a single indoor unit or a group of up to 8 indoor units.
- Start/Stop
- Temperature setting
- Air flow changing
- Check code display

Wired remote controller (RBC-ASC11E)



- Compact size H86mm x W86mm x D16mm
- Stylish design with big screen and backlight
- Time off
- Available by 0.5°C

Wireless remote controller



- Start/Stop
 - Changing mode
 - Temperature setting
 - Air flow changing
 - Timer function Either "ON" time or "OFF" time or "CYCLIC" can be set how many 30 min. later ON or OFF is operated.
 - Control by 2 remote controllers is available.
- Two wireless remote controllers can operate one indoor unit. The indoor unit can then be operated separately from the two different locations.
- Check code display

Integral receiver
(For Ceiling type)
RBC-ACX33CE1



Stand alone receiver
TCB-ACX32E2
(For Standard duct type)

Installation and the use of refrigerants not specified by Toshiba Carrier Corporation

Toshiba refrigeration and air-conditioning units are designed and manufactured on the assumption that the product is used with a specific refrigerant suitable for each unit.

The type of the refrigerant used for each of our products is shown in the accompanying owners manual, or on the product label attached on the product itself.

We have recently seen some cases where the type of refrigerant used is different from the one originally installed in the product. Such actions may cause mechanical defects, malfunctions, failures and in some cases result in a serious safety issue. Therefore do not install any refrigerant other than the one specified by Toshiba Carrier Corporation for its respective products.

Toshiba Carrier Corporation shall not assume any liability for failures, malfunctions or safety in its products if the refrigerant used is different from the one specified.

⚠ Safety Precautions

For operation:

Before use, read through the operating instructions to ensure proper use.

Concerning the purpose for which the air conditioners are to be used

- The air conditioners presented in this catalogue are air conditioning/heating units to be used solely by general consumers.
 - Do not use these air conditioners for special applications such as for the storage of food items, animals, plants, precision machines or works of art. Doing so may degrade the quality of the items.
 - Do not use these air conditioners for air-conditioning applications in vehicles or ships. Doing so may cause water and/or power leakages.

Precautions for using Air conditioners

Concerning the automatic defrosting unit

When the outdoor air temperature drops, frost may form on the heat exchanger of the outdoor unit. In such cases, the automatic defrosting unit will be activated, and it will take 5 to 8 minutes for the heating operation to be restored.

Concerning the air conditioner's operating conditions and their selection.




- Avoid using the air conditioner in the following locations.
 - Locations with acidic or alkaline atmospheres (locations at which highly acidic or alkaline air is directly drawn in, such as in hot springs areas from which sulfur gases are given off, or where chemicals, vinegar, exhaust air from burners, etc., are given off) The heat exchangers and other parts may become corroded.
 - Locations with atmospheres filled with coolant or other machine oil or steam exhaust (such as at food preparation factories or machine plants). The heat exchangers may corrode; frost may form as a result of heat exchanger malfunction; air conditioner operating performance may be compromised or condensation may form as a result of clogged filters; plastic parts may incur damage; heat-insulation materials may become separated, etc.
 - Locations where high frequencies or electrical noise is generated (from high-frequency welders used for vinyl welding and processing, high-frequency therapeutic devices used for thermotherapy, etc.) The electronic components may be adversely affected, possibly causing the air conditioner to malfunction.
 - Locations where electronic equipment is installed. Electrical noise may adversely affect the operation of the electronic equipment.
- Before using an air conditioner in any of the following locations, consult with your dealer or a qualified contractor.
 - Locations where vapors from edible oils are given off (such as in bakeries or kitchens and restaurants that use edible oils) ... The air conditioner's operating performance may be compromised or condensation may form as a result of clogged filters, and the plastic parts may incur damage. In line with the prevailing conditions, take countermeasures such as tailoring the installation conditions in accordance with the conditions, using air conditioners designed for kitchens or oil guard filters, etc.
 - Locations with disinfectant-induced chlorine atmospheres (watertanks, etc.) The metal parts in the heat exchangers, motors, etc., may become corroded.
 - Locations with high salinity (coastal areas, etc.) Corrosion may occur so use outdoor units specifically designed to withstand exposure to salt.
 - Locations where power is supplied from independent power generators. The power line frequency and/or voltage may fluctuate, possibly causing the air conditioner to malfunction.
- Concerning use in locations with high ceilings
 - In locations with high ceilings, use of circulators for improving the temperature distribution during heating is recommended.
- Concerning use in high-humidity environments
 - When the ceiling-recessed type of indoor unit is installed in a location, such as those described below, and it is very hot and humid inside the ceiling, condensation may form on the external surfaces of the indoor unit and drip down. In such cases, add external heat-insulating materials.
 - Locations such as food preparation sites in which the areas above the ceilings are hot and humid
 - Locations in which outside air is drawn in and routed above the ceiling
 - Above ceilings with a slate roof or tiled roof overhead
- Even when an air conditioner is shut down, it will still consume a small amount of power to protect the unit. If the air conditioner will not be used for a prolonged period, turn OFF the main switch (ground fault circuit breaker). However, before the unit is to be used again, turn ON the main switch (ground fault circuit breaker) for at least 12 hours in order to prevent trouble.



Better Air Solutions

Through our commitment to world-class efficiency, versatile scalability and leading quality, Toshiba Air Conditioning advances leading-edge technologies to find the most forward-thinking solutions possible for your world.

Toshiba Air Conditioning is an innovator and provider of comprehensive building air conditioning solutions with world-class reliability.

Toshiba Air Conditioning Sales & Services
(A division of Carrier Singapore (Pte) Limited)
28 Teban Gardens Crescent, Singapore 608926
 www.Toshiba-Aircon.com.sg
 enquiries.toshibaaircon@carrier.com
 6569 9188



Notice: - Products listed in this leaflet/catalogue use HFCR32 refrigerant with a GWP of 675*.

- Toshiba is committed to continuously improving its products to ensure the highest quality and reliability standards, and to meet local regulations and market requirements. All features and specifications are subject to change without prior notice.

*The GWP value is calculated based on information provided in the EU F gas Regulation and IPCC Fourth Assessment Report.

T2021-JAN-SPI R32-SG